



2014



# ASCC

## Summer 2014 Fact Sheet

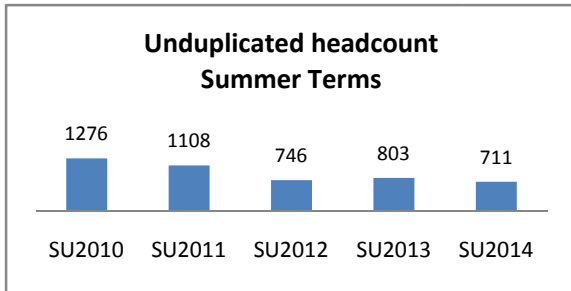




## A. STUDENT DEMOGRAPHICS

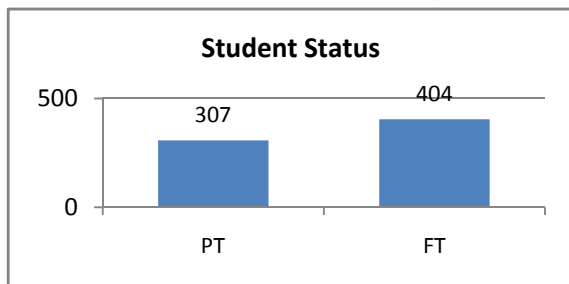
### A.1. Unduplicated Headcount

- The unduplicated head count for Summer 2014 is **711**.
- This is an 11% decrease from Summer 2013 and a steady decrease for all Summer terms since 2010.



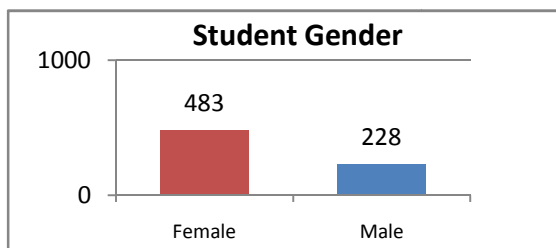
### A.2. Student Status

- During the Summer Term, Students who enroll with six or more credits are considered Full Time.
- In Summer 2014, More than 50% of enrolled students were enrolled Full Time and 43% were enrolled Part Time.



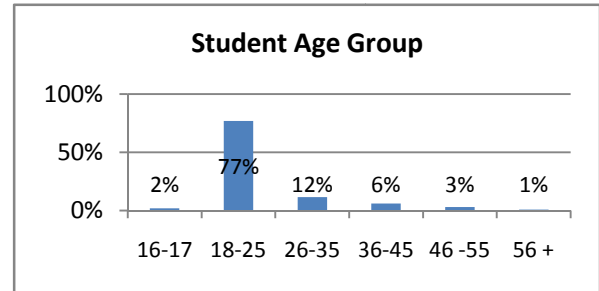
### A.3. Student Gender

- There are significantly more females than males enrolled in ASCC every semester including Summer terms.
- In Summer 2014, there was 72% more females than males enrolled in ASCC.



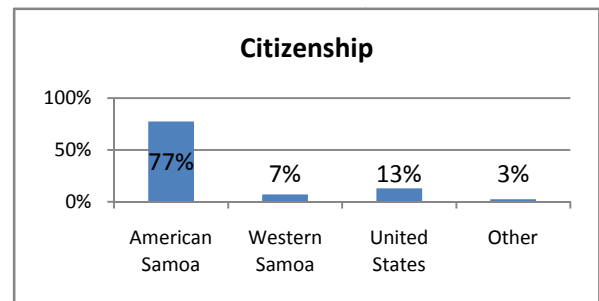
### A.4. Age Groups

- 77% of students enrolled at ASCC ranges in ages 18-25.



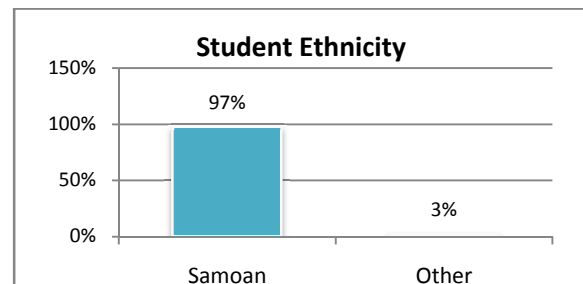
### A.5. Student Citizenship

- 77% of students enrolled this Summer are citizens of American Samoa, 13% are U.S Citizens, and 7% are Western Samoan.
- 3% of the students enrolled are citizens of surrounding countries and Pacific Islands.



### A.6. Student Ethnicity

- 97% of students enrolled this Summer are of Samoan.
- 3% of the enrollment is made up of students from Asia, other Pacific Islands and Caucasians.

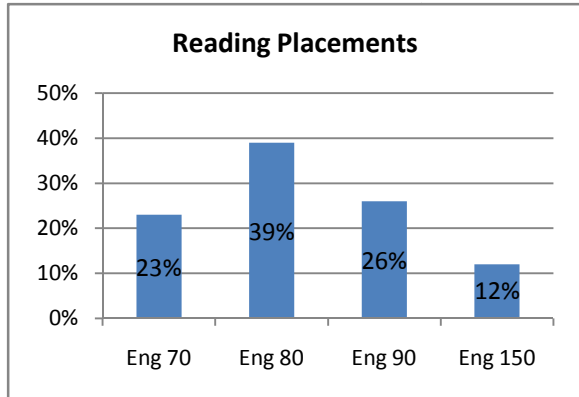




**B. PLACEMENTS and PASSING RATES**

**B.1 Reading Placement Results**

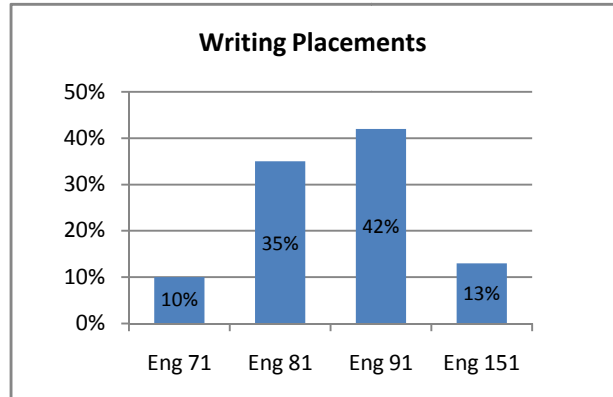
- 100 participants sat the Reading placement test in Summer 2014.
- 88% placed in developmental reading with majority in ENG 80.
- 12% tested into college level Reading.



Source: ARFAO

**B.3 Writing Placement Results**

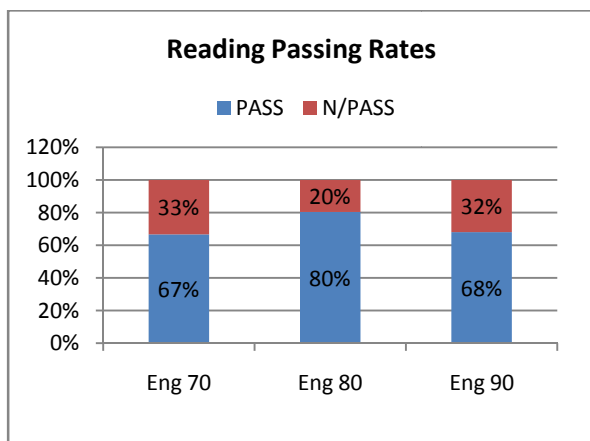
- 100 Participants sat the Writing Placement Test
- 87% tested into developmental Writing
- 13% tested into College level Writing.



Source: ARFAO

**B.2. Developmental Reading Success Rate**

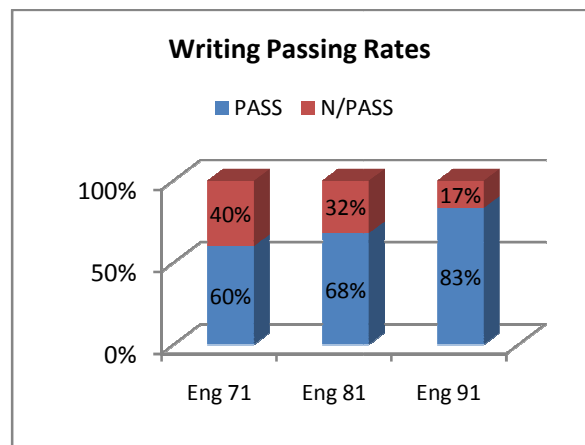
- 73% of students enrolled in Developmental Reading successfully passed their courses.
- 68% of those taking a gateway reading course (ENG 90) are able to continue on to college level courses in Fall 2014.



Source: ARFAO

**B.4. Developmental Writing Success Rate**

- 75% of students enrolled in developmental writing successfully passed their courses.
- 83% of students taking a gateway writing course (ENG91) are able to continue on to college level courses in Fall 2014.




Source: ARFAO



**B.5. Developmental Math Placement Results**

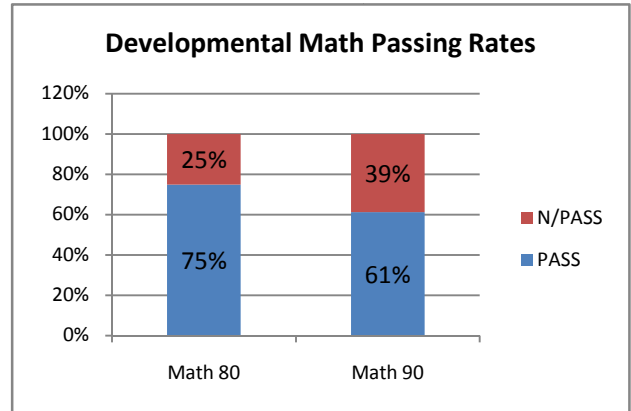
- 100 participants sat the Math Placement test.
- 97% tested into developmental math courses.
- 6% tested into a gateway level math (Math 90).
- 3% tested into collegiate level math.



Source: ARFAO

**B.5. Developmental Math Success Rate**

- 69% of students enrolled in developmental Math successfully passed their courses.
- 61% enrolled in a gateway course (MATH 90) are able to continue on to college level courses in Fall 2014.



Source: ARFAO